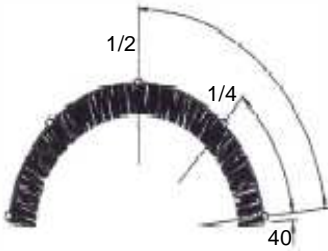


PLASTIC MUDGUARDS



Ensure the 5 spray suppressant retaining clips are spaced evenly around the suppressant, all facing the same direction.



Position the filament assembly in the Dynaguard's spray suppressant recess. Using the clip as guide drill a 5mm hole at the top clip position.

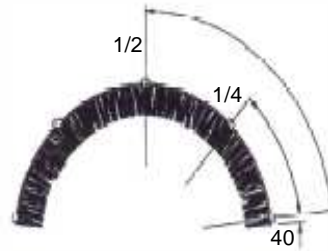


Attach the clip to the mudguard with the supplied rivet, place the head on the outside.



Drill & rivet the 4 remaining clips, work from the centre out.

METAL MUDGUARDS



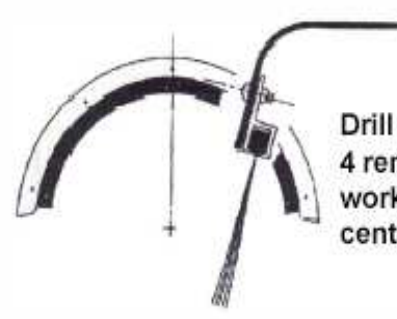
Ensure the 5 spray suppressant retaining clips are spaced evenly around the suppressant, all facing the same direction.



Position the suppressant evenly on the inside of the mudguard & using the clip as a guide drill a 5mm hole at the top clip position.



Attach the clip to the mudguard with the supplied rivet, place the head on the outside.



Drill & rivet the 4 remaining clips, work from the centre out.

3082